



**BLOXR**



## Options

### ► Tether

Keep thyroid collars or caps close at hand with tethers (nylon webbing with 1" split ring).

One tether is needed on each garment to be mated together.

PN	Qty
600001	1



Two tethers mated together (shown above).

### ► Dosimeter Pocket

Add a dosimeter pocket (3"H x 2.75"W) to the inside lining of a garment.

PN	Qty
600007	1

Available locations in lining:


- Frontal/Drop Aprons: center, left, right
- Wrap Apron/Vest: center, right
- Skirt: center
- Thyroid Collar: center (can also be placed on the outside of collar on request)



### ► Elastic Support Belt

Add to a standard Vest for lumbar support. Use as a replacement for the standard belt on a Wrap Apron or a standard Frontal Apron. Height is 6".

PN	Size
100304	XS
100305	S
100306	M
100307	L
100308	XL
100309	XXL



Color will match garment. Belt is attached to garment with Velcro-type closures (on request, belt can be permanently sewn on, or provided loose/unattached).

Not for use on elastic back style vests or aprons.

### ► Strap on Patient Shield

Add an adjustable strap belt.

PN	Qty
600019	1 strap



See pg 9 for Pregnancy Shields with pre-attached straps.

### For Thyroid Collars

#### ► Alternative Collar Closures (not velcro)

**Magnet:** The magnet can be manipulated side to side to adjust to the wearer's neck. (Not available on the High Neck style.)

PN	Qty
600017	Add 1 Magnet closure

**Clip:** Plastic clip fastens behind the neck.

PN	Qty
600018	Add 1 clip closure



### For Skirts

#### ► Anti-Slip Backing


Add a non-slip rubber strip, 7/8" high, to interior waist. (A)

PN	Qty
600006	1

#### ► Longer Hanging Loops

Loop height is 10" long to fit wider hangers. (B)

PN	Qty
600021	1 pair (10"H)



#### ► Inner Lumbar Elastic Band

Add to upper back area of interior lining, 6" high. (C)  
*Can also be added to a Wrap Apron.*

PN	Qty
600014	1

#### ► Suspenders

Black, criss-crossed in back. Permanently attached to skirt, but adjustable in height.

PN	Qty	For best fit, provide the height from wearer's belt line to the top of shoulder.
100114	1	



### For Elastic-Back Aprons

#### ► Quick-Release Drop Shoulder

Provides adjustability and shoulder accessibility.

PN	Qty
600010	1 Drop Shoulder

Specify right or left. (For both, quantity 2).



#### ► Back Shoulder Strap

For a more secure fit in the upper back area. Strap is 2" high.

PN	Qty
600011	1





**BLOXR**

## Embroidery/ Monogramming

### ► Embroidery/Monogram

Personalize a garment with an embroidered name, nickname, initials, facility, department, etc.

PN	Description	See below for character limits
600004	Directly on garment, 1 line	
600005	Directly on garment, 2 lines	
600002	Patch, 1 line	
600003	Patch, 2 lines	

#### Important:

- **ACCURACY:** Verify the correct spelling, including any spaces, punctuation, and capital letters.
- **FONT:** Select Block or Script.
- **STYLE:** Select Direct or Patch.
- **PATCHES:** Patch color matches garment color, except a patch on SKUC fabric will be solid black. Attachment is velcro-type hook/loop. (On request, patches can be permanently sewn to garment.)
- **LOCATION:** If not standard placement, specify location on garment.
- **MAXIMUM CHARACTER LIMITS:** Ensure the limit hasn't been exceeded:
  - On pocket: 24 characters max including spaces and punctuation (if more than 2 capital letters are used the max is 20 characters).
  - Above pocket: 28 characters max including spaces and punctuation.
- **THREAD:** Specify thread color if not standard.
  - White thread is standard, except black thread is standard on YEL fabric and red on SKUC fabric.
  - Thread colors do not exactly match fabric or binding edge colors.



Direct Embroidery with Block font



Direct Embroidery with Script font



Patch Embroidery with Block font



Patch Embroidery with Script font



FOP  
Standard placement on the pocket.

FAP  
Alternate placement above the pocket.



FUL  
Standard placement front upper left.

ORE  
Standard placement over the right ear.

Thread colors:



### ► Logo Embroidery

Personalize a garment by adding an embroidered logo. Choose an in-house design\* (shown at right) or provide your logo in a high resolution file (300 dpi) - PNG, JPG, vector, EPS files accepted.

PN	Qty	Specify location: on or above the pocket.
600009	Add 1 logo	
600008	Digitizing fee	

Digitizing Fee is a one-time charge to convert your logo into a sequence of embroidery machine instructions for sewing.

\*Most designs look best on solid color fabrics.

Logo Alternative: Customer may provide a pre-purchased sew-on patch (not iron-on) for attachment to garment.



Caduceus



Dolphins



Basketball



Baseball



Helmet



Panda



Butterfly



Teddy Bear



Tennis



Golf



Soccer



Horse



Eagle



Skull



Skeleton Surf



Skeleton Dance



No Pain



Heart EKG



American Flag



# XPF® Sleeves, Bra Inserts, Shin Guards



## SLEEVES

Lead equivalency 0.5 mm Pb

Add a protective sleeve (or two) for additional protection. Attaches to garment with velcro-type hook/loop fasteners so sleeves can be easily removed when not being used.



Add to an XPF Vest or Apron (not Drop Apron). Sleeve color will match garment.

Alternative attachment options:  
✓ Snap closures or permanently sewn to garment (on request).

### Sleeves

PN	Qty.	Size
SLV-LEFT	1 left sleeve	Custom (provide measurement):
SLV-RIGHT	1 right sleeve	Distance from top of the shoulder,
SLV-PAIR	1 pair	down the arm to desired length

## CAP SLEEVES

Lead equivalency 0.5 mm Pb

Cap sleeves are permanently sewn to a garment. They are 3.5" wide and extend 180° around the armhole toward the front of the garment, providing extra coverage near the axilla/breast tissue area.



Add to an XPF Vest or Apron (not Drop Apron). Sleeve color will match garment.

### Cap Sleeves

PN	Qty.
600015	1 sleeve (specify right or left)
600016	1 pair

Positioned toward the front of the garment. Does not fully encircle the armhole. Can not be removed.



## BRA INSERTS

Lead equivalency 0.5 mm Pb

Easily slips inside wearer's bra. Lined with soft wicking material for comfort. Available in cup sizes A through D.



### Bra Inserts (1 pair)

PN	Cup Size
10013A	A
10013B	B
10013C	C
10013D	D

Add color suffix: -PNK (pink) or -BLK (black)

Insert can be rotated toward the axillary area to act a wing.



BLOXR

## SHIN GUARDS

Lead equivalency 0.5 mm Pb

Shin Guards span from near the knee down to the top of the foot. Secured with adjustable velcro-type closures.

### Shin Guards (1 pair)

PN*	Size
101155	Custom (provide measurements*)

Options (pg 12-13):  
✓ Monogram/Embroidery  
✓ Colored Binding Edge

\*Measurements needed: 1. Calf circumference (largest part). 2. Ankle circumference. 3. Distance from top of foot to preferred height below the center of the knee.



\*Add the color code suffix to PN.